

TINY TEK, INC.

P.O. Box 820249
Dallas, Texas 75382-0249
214-373-8926

TINY TEK, INC.
Rt. #1, Box 795
Quinlan, Texas 75474
214-447-3025

ANDERSON PERIPHERALS 16K MEMORY BOARD

INSTALLATION INSTRUCTIONS

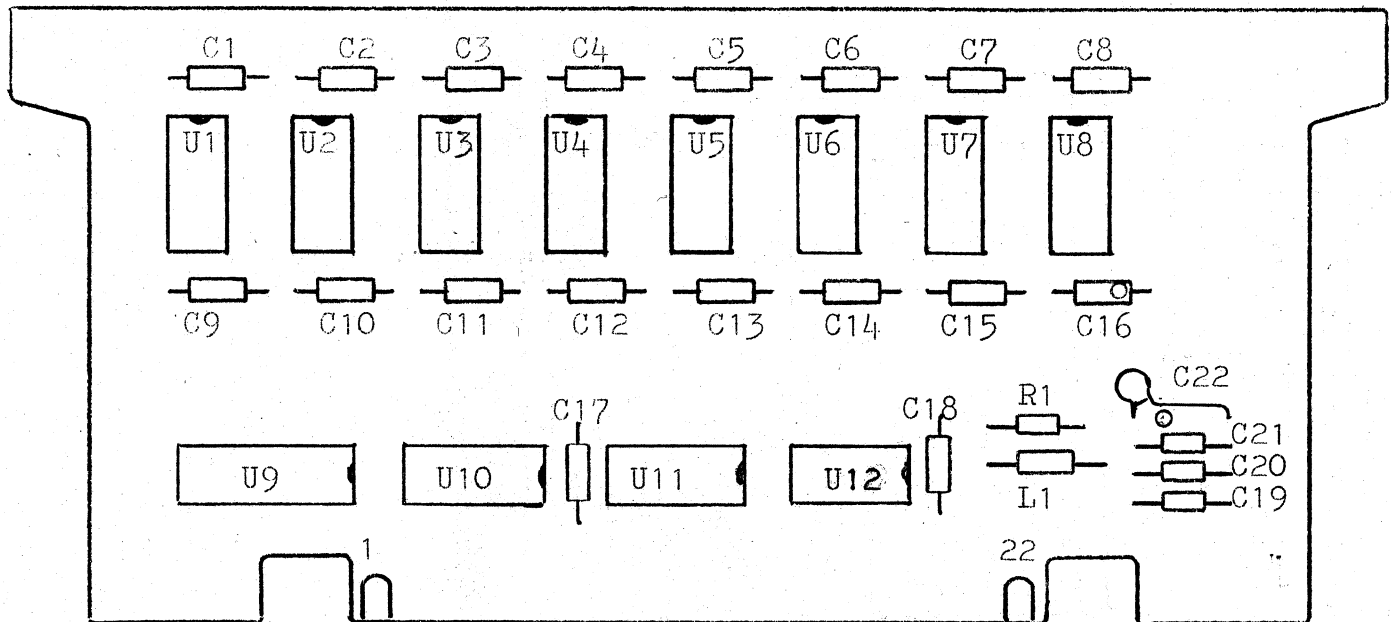
1. Unplug the power cord from your computer.
2. Remove the top cover of your computer referring to the ATARI® owners manual for instructions.
3. The Anderson Peripherals 16K memory board is completely interchangeable with ATARI memory boards and can be plugged into any memory slot in the ATARI 800; however, any empty slots must be in the back. Install the 16K board so that the component side faces the rear of the computer. The 16K board will not fit into the ATARI 400.
4. Replace the top cover to your computer.
5. Restore power to your computer and you are ready to utilize your expanded computer memory capabilities.

Tiny Tek, Inc., warrants the 16K memory board to be free from defects in material and workmanship for one year from the date of purchase. To obtain warranty service a dated proof of purchase must be supplied if the warranty has not been registered with Tiny Tek, Inc.

For Warranty service please ship boards by US MAIL to the above address. If you want to use UPS please call or write for specific shipping instructions.

* ATARI is a trademark of ATARI, Inc.

16K Memory Board

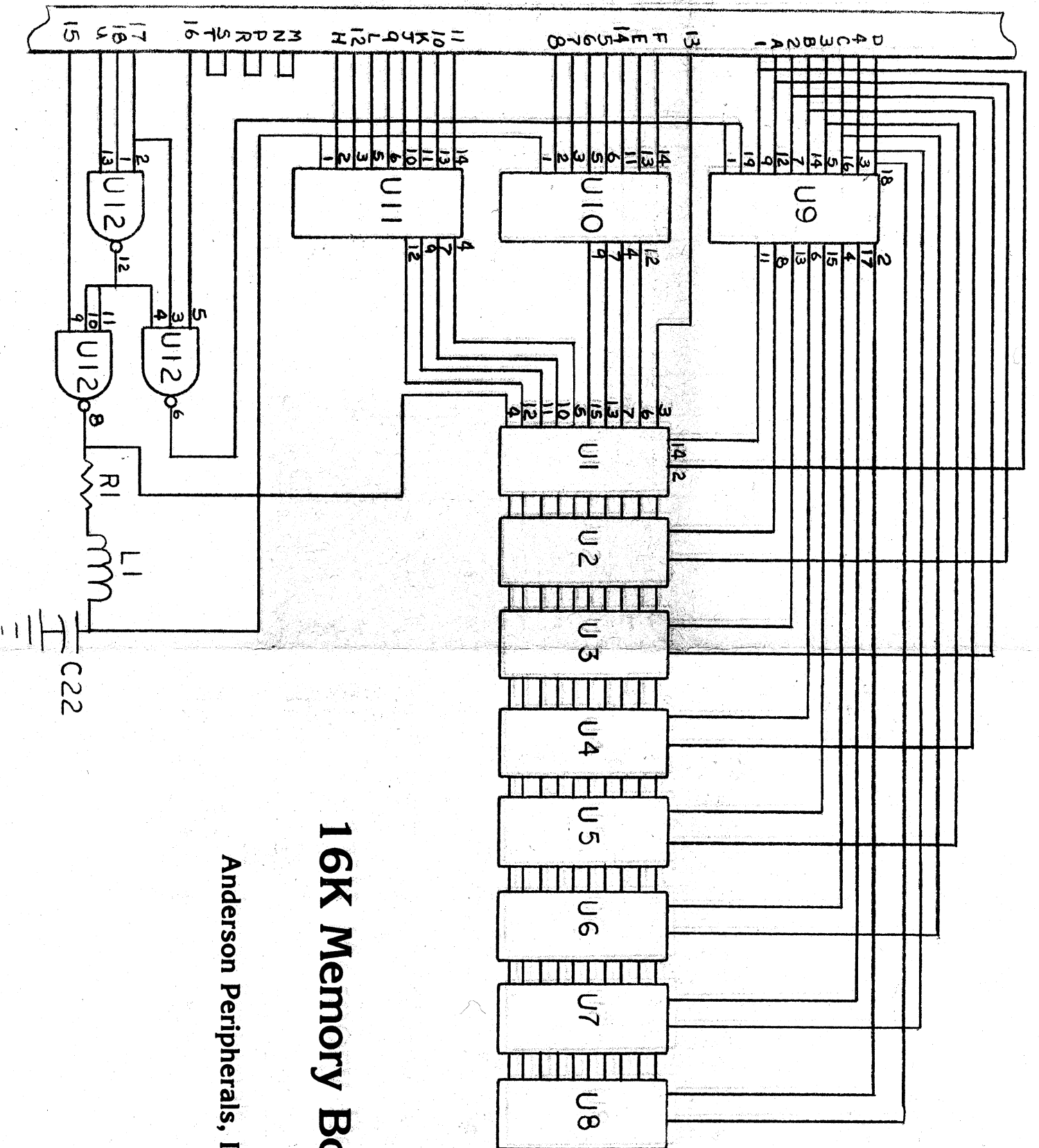


PARTS LIST - 16K

ITEM NO.	QTY	DESCRIPTION	REFERENCE DESIGNATOR	COST EA
1	8	TMS4116-20NL (200NS)	U1-U8	2.00
2	1	74LS244	U9	1.40
3	2	74LS158	U10-U11	1.30
4	1	74LS10	U12	1.00
5	10	C931602 16 pin socket (Gold plated)	U1-U8, U10-U11	.80
6	1	C932002 20 pin socket (Gold plated)	U9	1.00
7	1	C931402 14 pin socket (Gold plated)	U12	.80
8	1	220 ohm 1/4 W res.	R1	.20
9	1	4.7 uh inductor	L1	1.40
10	18	.1 UF 50V Glass Ceramic Capacitor	C1-C18	.50
11	3	.001 UF 50V Glass Ceramic Capacitor	C19-C21	.50
12	1	12 PF 1KV Ceramic Cap.	C22	.15
13	KIT	All items above	ITEM 1-12	30.00

TINY TEK, INC.
P.O. BOX 820249
DALLAS, TEXAS 75382-0249
214-373-8926

TINY TEK, INC.
Rt. #1, Box 795
Quinlan, Texas 75474
214-447-3025



16K Memory Board

Anderson Peripherals, Inc.

TINYTEK, INC.

RT 1 BOX 795
QUINLAN, TEXAS 75474
214-447-3025

Thank you for requesting information on our Atari* Memory boards.

We offer 16K, 32K, and 48K/52K memory boards for Atari computers. Boards are completely compatable with Atari computers and software. All boards have gold plated connector tabs. Capacitors are Glass sealed or computer grade ceramic.

16K Memory board - wired and tested (For Atari 800 computers only)	\$39.95
16K Memory board only (no components) With Instructions, PCB Assy. Dwg., Parts List and Schematic.	\$ 9.00
16K Memory board Kit (complete with Board)	\$30.00
32K Memory board - wired and tested (For Atari 400 and 800 computers)	\$54.95
32K Memory board only (no components) With Instructions, PCB Assy. Dwg., Parts List and Schematic.	\$20.00
32K Memory board Kit (complete with Board)	\$45.00
48K Memory board - wired and tested (Designed for Atari 400 computers) (Requires soldering a small jumper board to the mother board of the Atari 400 - supplied)	\$79.95
48K Memory board only (no components) With Instructions, PCB Assy. Dwg., Parts List, Schematic, and jumper PCB	\$30.00
48K Memory board Kit (complete with Board)	\$70.00
Postage and handling per order	\$2.00


Master Card and VISA orders accepted by phone.

To expedite mail orders please send Money Order, Certified Check, or for Master Card and VISA include account number and expiration date.

Warranty: Tiny Tek, Inc., warrants all wired boards to be free from defects in material and workmanship for one year from date of purchase. After warranty boards are repaired for a \$10 service and handling charge.

Satisfaction Guarantee: You may return boards (in original condition) for any reason for full refund within 30 days.

Thanks,


Donald Retzlaff
President

Note:

Prices will increase
in August

* ATARI is a trademark of Atari, Inc.

ANSWERS TO USUALLY ASKED QUESTIONS

WILL 16K BOARD WORK IN ATARI 400? - NO

WILL 16K BOARD WORK IN ATARI 800? - YES

It is directly interchangeable with Atari memory boards in any memory slot.

WILL 32K BOARD WORK IN ATARI 400 & 800? - YES

The 32K board is designed to work in either the Atari 400 or 800 computer. It plugs into the second memory slot of the Atari 800.

HOW IS 32K BOARD INSTALLED IN THE ATARI 400?

It is installed by removing the bottom of the Atari 400. The shield plate must be removed from bottom assembly. Mother board must be unpugged from the top assembly. The Atari memory board is replaced by the 32K memory card. (We recommend that this installation be made by a qualified technician).

HOW IS 48K BOARD INSTALLED IN THE ATARI 400?

It is installed the same way the 32K board is; however, a small jumper board must be soldered to the mother board. No etch has to be cut - simply solder the jumper board to existing socket pins. Full instructions are given.

IS THE EXTRA 4K MEMORY ABOVE THE CARTRIDGE ENABLED? - YES

Our board is actually a 52K board. ATARI BASIC and other language cartridges will only recognize 48K Memory, however, the additional 4K locations are available for data storage, assembly language programs, and subroutines.

WILL 48K BOARD WORK IN ATARI 800? - YES

A number of our customers have installed the 48K/52K board in an Atari 800. We do not supply instructions but you can figure out how to do it with the schematics.

WHAT PARTS ARE REQUIRED TO BUILD-UP BLANK BOARDS?

See attached parts lists.

ARE PARTS AVAILABLE FROM TINY TEK, INC.? - YES

Complete Kits are available - see other side.

Individual Parts per Price Sheet plus \$2 postage & Handling (Individual parts mail order only)

A WORD ABOUT MEMORY CHIPS FOR 48K BOARD

Most brands of 4164 or equivalent memory chips will work in the 48K memory board. Call and we will tell you what we know about the chips you have available. Remember we offer 4164 chips for \$7.00 each - you may have trouble beating this price.

HOW HARD IS IT TO BUILD BLANK CARD?

Instructions, PCB layout, parts list, and logic diagram are included. Board has fine etch and requires considerable soldering experience to build board.

WHAT IF I CANNOT MAKE MY BOARD WORK?

We will make your board work - Usually for less than \$25

DO YOU SUPPLY ATARI SOFTWARE? - YES - See attachment

WILL YOU SHIP COD? - Reluctantly (it costs too much) as below:
Payment must be made in CASH. COD will add \$3.00 per order in addition to shipping.

HOW CAN I ORDER?

TELEPHONE (214-373-8926) Orders are accepted by phone if payment is to be made by MASTER CARD, VISA or COD only.
MAIL (Use address above)

MONEY ORDER or CERTIFIED CHECK - Immediate Shipment

MASTER CARD or VISA - Immediate Shipment

COD - (SEE ABOVE) Immediate shipment

PERSONAL CHECK - Will delay shipment 3 weeks while check clears bank.

ATARI SOFTWARE

The following Atari software is distributed by TINY TEK, INC.

CASBAC - CASSETTE \$14.95

Is a cassette backup program that is designed to copy most Auto-loading assembly language cassettes up to 4 minutes long. Most non-basic game cassettes can be copied using CASBAC. REQUIRES 16K MEMORY.

MENTST - DISK or CASSETTE \$14.95

A Memory Test program for ATARI computers. Tests 32K, 48K and 52K Memories.

PROGRAMMERS HELPER - DISK \$19.95

For the serious assembly language programmer. Provides many additional debug aids for use with or without the Assembly language cartridge.
PROVIDES - Dump of Disk or Memory - Patch of Disk or Memory - 4 Function HEX Calculator (+ - * /) - Locate character strings or HEX number sequence in memory - Hard copy optional REQUIRES 32K MEMORY.

BUNKERS - DISK or CASSETTE \$9.95

You must destroy your opponents Command Bunker before he destroys yours. You aim, set the power thrusters, and fire your missile over the mountain at your opponent. The prevailing wind can upset your calculations. If your aim and power settings were correct you destroy his bunker. If not, it's his turn to fire at you. 4 skill levels. REQUIRES 16K MEMORY and BASIC cartridge.

ROBOTS IMPOSSIBLE - CASSETTE or DISK \$14.95

The evil overlord of YHTAC is trying to expand his empire, and is sending his dreaded ADNIL Robots to determine if the Earth should be his next conquest. Your mission is to destroy as many of the ADNIL ROBOTS as you can. Unfortunately you have no weapons and can destroy the robots in only in the following ways:

1. Since the robots can only see humans, you must trick them into running into each other which destroys both robots.
2. You have lured the robots into an area that contains the new secret ALEENA anti-matter disks which will destroy robots on contact, but beware they will also destroy you.
3. The famed scholar, and inventress, Dr. Anna Iram, has developed a special human shield that destroys robots on contact. Each shield will destroy three robots and you can carry up to nine spare shields.

Beware of falling off the Earth. Since the robots are moving on anti-gravity beams they can leave the screen on one side and return on the other side; you cannot.
REQUIRES 32K MEMORY

Tiny Tek, Inc.
P.O. Box 12609 • Dallas, TX 75225
214-373-8926

TINY TEK, INC.
Rt. #1, Box 795
Quinlan, Texas 75474
214-447-3025

WARRANTY

Thank you for buying one of our memory boards. We think you will find that this is the finest Memory Expansion Board available for your Atari Computer.

TINY TEK, INC. warrants this board to be free from defects in material and workmanship for one year from the date of purchase. After warranty TINY TEK, INC. will repair your board for a nominal service charge and shipping (LIMITED LIFETIME WARRANTY). This warranty shall not apply to any product which has been improperly installed, handled, or misused. UNDER NO CIRCUMSTANCES shall a buyer be entitled to consequential or incidental damages. Warranty is limited to the repair or replacement of this product. Warranty is void if repair is attempted by any unauthorized personnel.

To obtain warranty service a dated proof of purchase must be supplied if the warranty card was not returned to TINY TEK, INC.

For warranty service please ship boards via US MAIL (prepaid & insured) to the above address. If you prefer to use UPS please call or write for specific instructions.